

# Tizen Content Screening API Specification

Document version 1.0.3

Copyright (c) 2013, McAfee, Inc.

All rights reserved.

Redistribution and use in source and binary forms, with or without modification, are permitted provided that the following conditions are met:

Redistributions of source code must retain the above copyright notice, this list of conditions and the following disclaimer.

Redistributions in binary form must reproduce the above copyright notice, this list of conditions and the following disclaimer in the documentation and/or other materials provided with the distribution.

Neither the name of McAfee, Inc. nor the names of its contributors may be used to endorse or promote products derived from this software without specific prior written permission.

THIS SOFTWARE IS PROVIDED BY THE COPYRIGHT HOLDERS AND CONTRIBUTORS "AS IS" AND ANY EXPRESS OR IMPLIED WARRANTIES, INCLUDING, BUT NOT LIMITED TO, THE IMPLIED WARRANTIES OF MERCHANTABILITY AND FITNESS FOR A PARTICULAR PURPOSE ARE DISCLAIMED. IN NO EVENT SHALL THE COPYRIGHT HOLDER OR CONTRIBUTORS BE LIABLE FOR ANY DIRECT, INDIRECT, INCIDENTAL, SPECIAL, EXEMPLARY, OR CONSEQUENTIAL DAMAGES (INCLUDING, BUT NOT LIMITED TO, PROCUREMENT OF SUBSTITUTE GOODS OR SERVICES; LOSS OF USE, DATA, OR PROFITS; OR BUSINESS INTERRUPTION) HOWEVER CAUSED AND ON ANY THEORY OF LIABILITY, WHETHER IN CONTRACT, STRICT LIABILITY, OR TORT (INCLUDING NEGLIGENCE OR OTHERWISE) ARISING IN ANY WAY OUT OF THE USE OF THIS SOFTWARE, EVEN IF ADVISED OF THE POSSIBILITY OF SUCH DAMAGE.

# Document Information

## Document Details

<b>Revision</b>	1.0.3
<b>Author</b>	MMS Development Team

## Revision Information

<b>Revision</b>	<b>Revision Date</b>	<b>Author</b>	<b>Details</b>
1.0.0	09/05/2012	MMS Development Team	Created
1.0.1	10/05/2012	MMS Development Team	Add implementation guide Add data type javascript Add compression flag Change file system module to application launcher
1.0.2	11/05/2012	MMS Development Team	Remove scan open API.
1.0.3	1/26/2013	MMS Development Team	Add license

# Contents

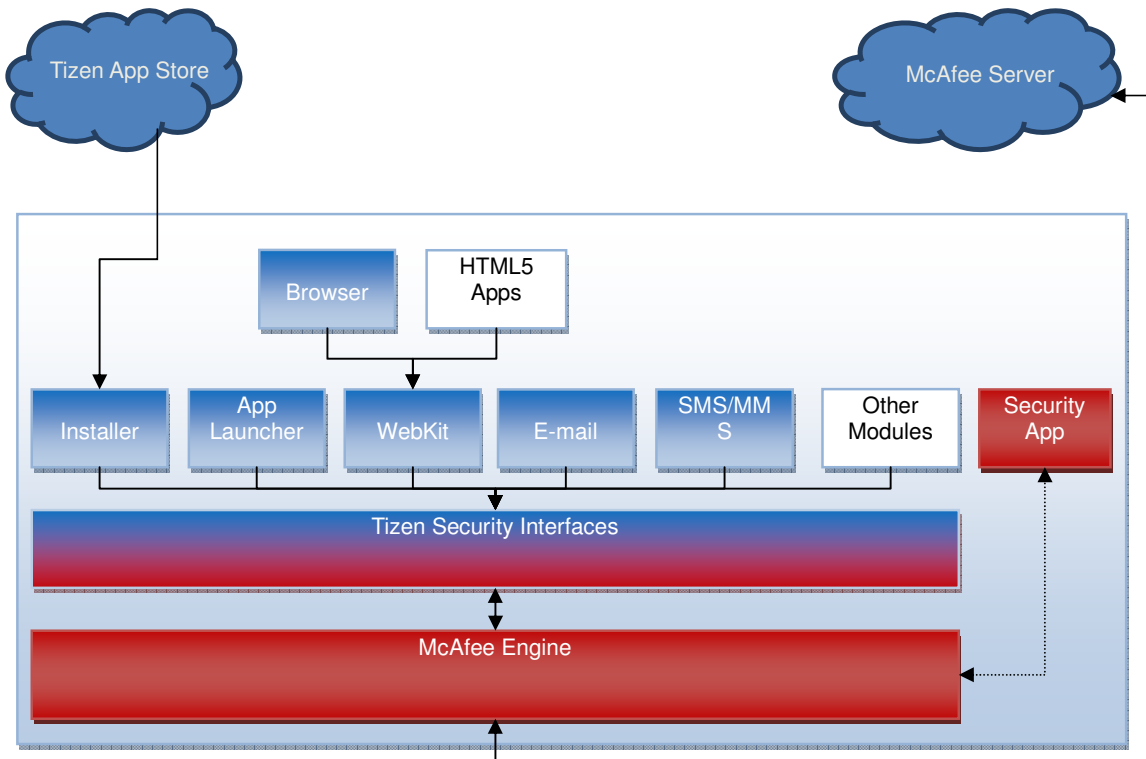
<b>Terms, Abbreviations, Definitions, Conventions .....</b>	<b>5</b>
<b>Overview .....</b>	<b>6</b>
<b>Library .....</b>	<b>8</b>
Initialize Functions .....	8
Scan Functions.....	9
Support Function.....	10
TCSScanParam.....	11
TCSScanResult .....	14
TCSDetected .....	14
Data Type.....	15
Action Type .....	16
CallBack Reason.....	16
Error Code.....	16
<b>Call Sequence.....</b>	<b>18</b>
<b>Implementation Guide .....</b>	<b>19</b>
Performance and Resource considerations .....	19
Environment Variable Driven.....	20
Thread Safe Coding.....	20
Error Code Demo .....	21
Possible Use Cases .....	21

# Terms, Abbreviations, Definitions, Conventions

Items	Description
SDK	Software Development Kit
API	Application Programming Interface
Content Screening	Screening content for security consideration
Module	Program, service or any execution entity in the Tizen platform
Application	Executable provided by either system or third-party

# Overview

This document defines the Content Screening API for Tizen platform. The API enables caller modules and applications to scan the content inside their logic data. The Content Screening API is defined in native C language. A computer language bundle might be required if calling from any other language. For example, if we want to call Content Screening API from Java, we need to add JNI code (language bundle) to enable Java code to call Content Screening API from virtual machine.

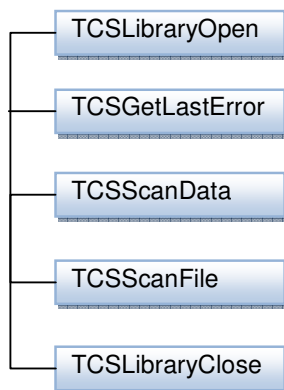


**Figure 1 Overview of Content Screening**

This document is to define the API specification in Tizen Security Interfaces. As for McAfee Engine API please reference to McAfee MCS API specification, which is out of the scope of this document.

The API is composed by following categories:

- Initialization and clean-up functions
- Scan functions
- Support functions



**Figure 2 API Call Diagram**

TCSLibraryOpen() and TCSLibraryClose() are used to initialize Tizen Content Screening library or clean up resource on application exit. TCSGetLastError() is a support function to return caller an error code to indicate the latest error during this library function call.

TCSScanData() is used to scan content in the memory while TCSScanFile() is used to scan the content on permanent storages, like SD card.

# Library

The delivery of Tizen Content Screening API should be a .so library: libtcs.so

---

## Initialize Functions

### Summary

Methods	
TCSLIB_HANDLE	TCSLibraryOpen() Initialize Tizen Content Screening library.
void	TCSLibraryClose(TCSLIB_HANDLE hLib) Close Tizen Content Screening library by releasing all resources it occupied.

### Methods

```
TCSLIB_HANDLE TCSLibraryOpen()
```

Initialize Tizen Content Screening library. For example, allocating memory for internal data use, loading signature database, etc.

#### Parameters

None.

#### Returns

An instance of Tizen Content Screening library context.

```
void TCSLibraryClose(TCSLIB_HANDLE hLib)
```

Destroy Tizen Content Screening library instance. Release all resources it occupies.

#### Parameters

hLib

Tizen Content Screening library instance returned by TCSLibraryOpen().

#### Returns

None.



---

# Scan Functions

## Summary

Methods	
int	<pre>TCSScanData(TCSLIB_HANDLE hLib,             TCSScanParam *pParam,             TCSScanResult *pResult)</pre> <p>Scan content in memory.</p>
int	<pre>TCSScanFile(TCSLIB_HANDLE hLib,             char const *pszFileName,             int iDataType,             int iAction,             int iCompressFlag,             TCSScanResult *pResult)</pre> <p>Scan content in file system.</p>

## Methods

```
int TCSScanData (TCSLIB_HANDLE hLib,
                TCSScanParam *pParam,
                TCSScanResult *pResult)
```

Scan content in memory. Caller need to pass callback functions in `pParam` so that scanner can read or write data back and forth. Scan result will be returned in a data structure `pResult`. The integer return value of this function call is just to indicate if this call is success or not. For any failure of this function call please use `TCSGetLastError()` to get detail information.

### Parameters

<code>hLib</code>	Tizen Content Screening library instance returned by <code>TCSLibraryOpen()</code> .
<code>pParam</code>	Memory address of data structure instance <code>TCSScanParam</code> , see detail at <a href="#">TCSScanParam</a> .
<code>pResult</code>	Memory address of data structure instance <code>TCSScanResult</code> , see detail at <a href="#">TCSScanResult</a> .

### Returns

- 0 – on success.
- 1 – on failure

```
int TCSScanFile (TCSLIB_HANDLE hLib,
                char const *pszFileName,
                int iDataType,
                int iAction,
                int iCompressFlag,
                TCSScanResult *pResult)
```

Scan content on file system. It requires scanner instance, file path, data type the file could be, and type of action for malware. It will return detail scan result in data structure instance `pResult`. The integer return value of this function call indicates if the call is success or not. For any failure of this function call please use `TCSGetLastError()` to get detail

information.

### Parameters

<code>hLib</code>	Tizen Content Screening library instance returned by <code>TCSLibraryOpen()</code> .
<code>pszFileName</code>	Path to the file.
<code>iDataType</code>	Data type of the file. It could be set to unknown type, which leaves the scanner to determine. But by specifying the data type, potentially can accelerate the scanning progress. For detail information please see <a href="#">Data Type</a> .
<code>iAction</code>	Action type if malware detected. Please find detail at <a href="#">Action Type</a> .
<code>iCompressFlag</code>	0 – decompression disabled, 1 – decompress enabled
<code>pResult</code>	Memory address of data structure instance <code>TCSScanResult</code> , see detail at <a href="#">TCSScanResult</a> .

### Returns

- 0 – on success.
- 1 – on failure

---

## Support Function

### Summary

Methods	
<code>int</code>	<code>TCSGetLastError(TCSLIB_HANDLE hLib)</code>
	Return last error code.

### Methods

```
int TCSGetLastError (TCSLIB_HANDLE hLib)
```

This function is used to retrieve the error code previous function call occurs. All scan functions return zero to indicate success, and -1 for failure. The error code gives the detail of the failure reason for trouble shooting.

### Parameters

<code>hLib</code>	Tizen Content Screening library instance returned by <code>TCSLibraryOpen()</code> .
-------------------	--

### Returns

Error code, please find detail at [Error Code](#).

---

# TCSScanParam

## Description

Data structure for caller to pass input data for scanning.

## Summary

Fields	
iAction	The type of action that caller want to take when malware detected. Please find detail at <a href="#">Action Type</a> .
iDataType	The type of content data. For example, archived file. Please find detail at <a href="#">Data Type</a> .
iCompressFlag	0 – decompression disabled, 1 – decompression enabled.
pPrivate	Caller context data. Instead performing direct access to this field, scanner will pass this context data back to caller via below callbacks, so that caller can track the access status inside their own context data without creating global variables.
Unsigned int	<code>(*pfGetSize) (void *pPrivate)</code> It is used by scanner to obtain content data size in bytes from caller via this callback function.
int	<code>(*pfSetSize) (void *pPrivate, unsigned int uSize)</code> It is used by scanner to change content data size in bytes via this callback function. (For example, repair infected data)
Unsigned int	<code>(*pfRead) (void *pPrivate, unsigned int uOffset, void *pBuffer, unsigned int uCount)</code> It is used by scanner to read content data in bytes from caller via this callback function.
Unsigned int	<code>(*pfGetWrite) (void *pPrivate, unsigned int uOffset, void const *pBuffer, unsigned int uCount)</code> It is used by scanner to change content data in bytes via this callback function.
int	<code>(*pfGetCallback) (void *pPrivate, int iReason, void *pParam)</code> It is used by scanner to notify caller for specific events via this callback function.

## Callback methods

```
unsigned int (*pfGetSize) (void *pPrivate)
```

To scan content data in memory, scanner needs to know the size of the data to be scanned. This callback function is supposed to return the content data size in bytes to scanner.

### Parameters

pPrivate                                      Caller context data.

**Returns**

Size in bytes.

```
int (*pfSetSize) (void *pPrivate,
                 unsigned int uSize)
```

When scanner try to repair destroyed content data by malware, it usually needs to change the size of content data size, so that caller can do coordinate work for this change.

**Parameters**

pPrivate                                      Caller context data.  
uSize    New size in bytes

**Returns**

Size in bytes, not equal to expected size indicating failure of this call.

```
unsigned int (*pfRead) (void *pPrivate,
                      unsigned int uOffset,
                      void const *pBuffer,
                      unsigned int uCount)
```

When scanner scan the content data in memory it needs to read data from caller instead of directly access the memory, this enables flexibility for scanner to handle variable format of content data and stream scanning.

**Parameters**

pPrivate                                      Caller context data.  
uOffset                                        Offset where to start reading  
pBuffer                                        The memory address of buffer which is to be filled with read data as result of this read call.  
uCount                                        Bytes to be read

**Returns**

Read bytes count, not equal to expected size indicating failure of this call.

```
unsigned int (*pfWrite) (void *pPrivate,
                       unsigned int uOffset,
                       void const *pBuffer,
                       unsigned int uCount)
```

When scanner repair the broken content data in memory it needs to write data through this callback.

**Parameters**

pPrivate                                      Caller context data.  
uOffset                                        Offset where to start writing  
pBuffer                                        The memory address of buffer which is to be copied to the specified offset.  
uCount                                        Bytes to be written

**Returns**

Written bytes count, not equal to expected size indicating failure of this call.

```
int (*pfCallBack) (void *pPrivate,
                  int iReason,
```

```
void *pParam)
```

When scanner repair the broken content data in memory it needs to write data through this callback.

### Parameters

pPrivate	Caller context data.
iReason	Reason for scanner to call caller. Please find detail at <a href="#">Callback Reason</a> .
pParam	Coordinate parameter for specific reason. Please find detail at <a href="#">Callback Reason</a> .

### Returns

- 0 – indicating success
- Negative value – indicating stop scanning

---

## TCSScanResult

### Description

Data structure for scanner to pass detail scan result back to caller.

### Summary

Fields	
iNumDetected	The number of detections.
pDList	Detection list, please find detail at <a href="#">TCSDetected</a> .
void	(*pfFreeResult)(struct TCSScanResult_struct *pResult) It is used by caller to release detection list resources when needed.

### Callback methods

```
void (*pfFreeResult) (struct TCSScanResult_struct *pResult)
```

Caller has to pass scan result instance back to this callback function to release resources used by detection list.

#### Parameters

pResult                                      The scan result instance.

#### Returns

None.

---

## TCSDetected

### Description

Data structure for scanner to pass detection information to caller.

### Summary

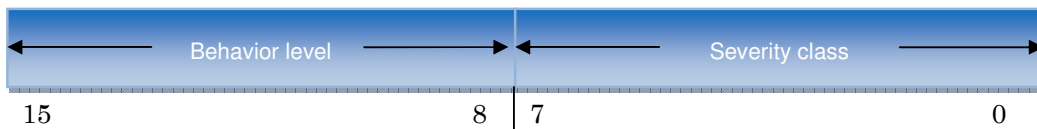
Fields	
pNext	Detection structure is a link list node.
pszName	Malware name.
pszVariant	Malware variant name.
uType	Malware type. Please see below table for detail.
uAction	Bit-field of malware severity, class and behaviour level. Please find detail in below table.
pszFileName	Path of the infected file, it can be ignored if current is a memory data scan.

## Malware type

Fields	
TCS_VTYPE_MALWARE	It is a malware.
TCS_VTYPE_PUP	It is a potentially unwanted program.

## Malware action

This is a bit-field variable which contains malware severity flags and application behavior levels in bits. Bits 31 – 16 are reserved.



### Behavior level

Fields	
TCS_BC_LEVEL0	Process with a warning. The severity is assigned to data previously considered malicious.
TCS_BC_LEVEL1	Prompt user before processing. Ask user if they want the application to process the data.
TCS_BC_LEVEL2	Do not process the data.
TCS_BC_LEVEL3	Do not process the data and prompt user for removal. If the content stored on the terminal, prompt the user for permission before removal.
TCS_BC_LEVEL4	Do not process the data and automatically remove if stored.

### Severity class

Fields	
TCS_SC_USER	The malware is harmful to end user.
TCS_SC_TERMINAL	The malware is harmful to the terminal.

---

## Data Type

### Description

Data type that Tizen Content Screening library supports.

### Summary

Fields	
TCS_DTYPE_UNKNOWN	Data type is unknown, scanner is to determine the data type by itself.
TCS_DTYPE_HTML	HTML content.

TCS_DTYPE_URL	Content data is URL.
TCS_DTYPE_EMAIL	Content data is e-mail.
TCS_DTYPE_PHONE	Content data is phone number.
TCS_DTYPE_JAVA	Content data is Java code.
TCS_DTYPE_JAVAS	Content data is JavaScript.
TCS_DTYPE_TEXT	Content data is plain text.

---

## Action Type

### Description

Action type that caller want to take on detected malware.

### Summary

Fields	
TCS_SA_SCANONLY	Tell scanner scan content data without changing anything.
TCS_SA_SCANREPAIR	Tell scanner to repair content data if detected.

---

## Callback Reason

### Description

Reason codes for scanner to callback on caller.

### Summary

Fields	
TCS_CB_DETECTED	Tell caller that malware was detected.

The coordinate parameter for this callback reason is [TCSDetected](#)

---

## Error Code

### Description

Error code definition is a bit-field.





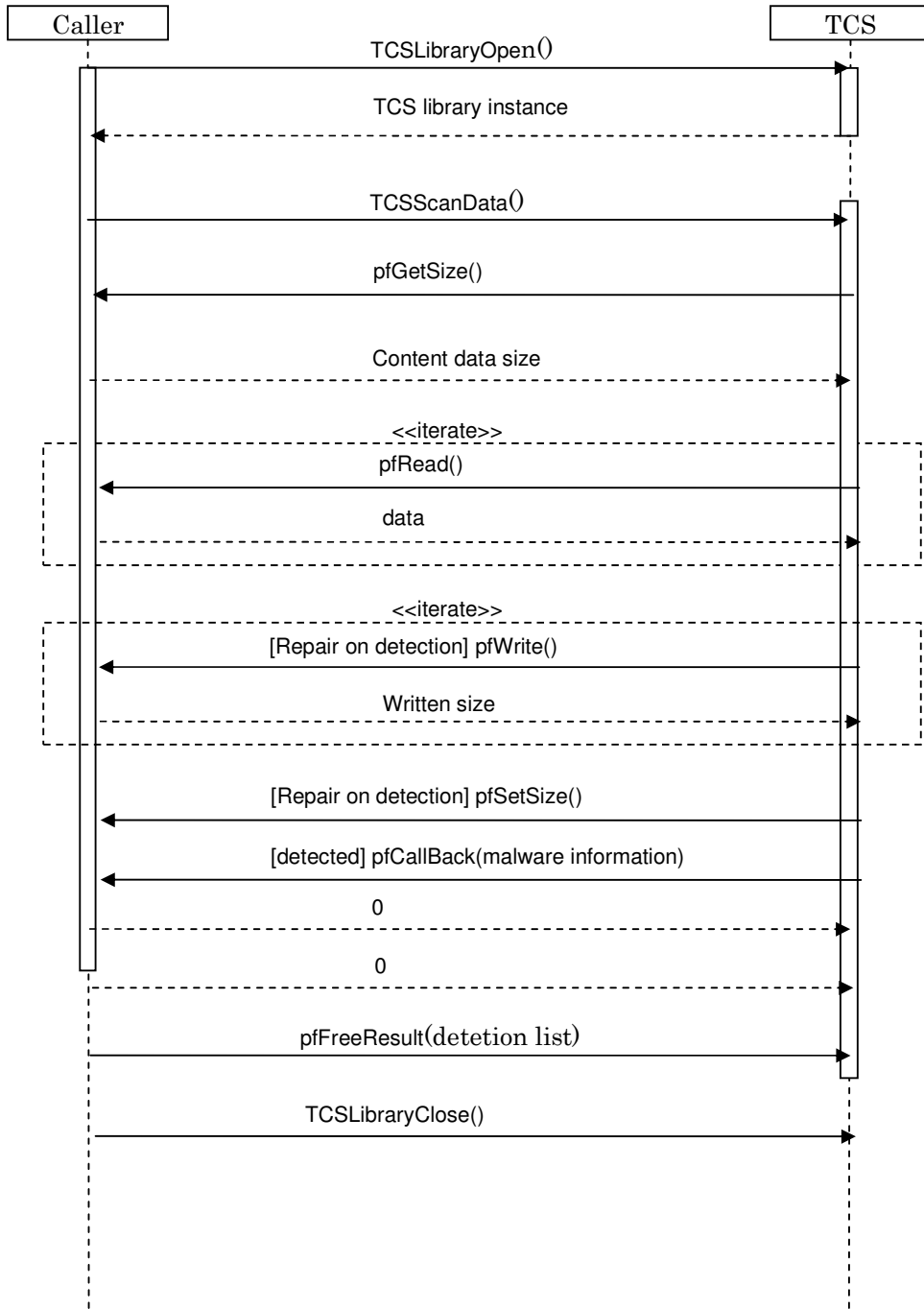
## Component code

Fields	
TCS_ERROR_MODULE_GENERIC	Generic error can be occurred in all components.

## Error code

Fields	
TCS_ERROR_NOT_IMPLEMENTED	Tizen Content Screening library is not implemented.

# Call Sequence



# Implementation Guide

## Performance and Resource considerations

For performance and memory considerations on mobile devices, it is recommended that creating library handle only when it is needed. To reduce the creation of the library handle, we can create the handle at the application initialization and release the handle when application quit. To use the minimal resource, we can share library handle between different threads, but caller need to provide thread safe by themselves. Here is an example about how to use CS library handle.

```
void ApplicationInit() {
    ... ..
    CsInit(context);
    ... ..
}

void ApplicationExit() {
    ... ..
    CsExit(context);
    ... ..
}

void CsInit(AppContext *context) {
    // set XM_HOME=${SDB file location}
    setenv("XM_HOME", "/usr/mcafee/xm_home");

    context->hLib = TCSTLibraryOpen();
    if (context->hLib == INVALID_TCCLIB_HANDLE) {
        // report error
    }
}

void CsExit(AppContext *context) {
    if (context->hLib != INVALID_TCCLIB_HANDLE) {
        TCSTLibraryClose(context->hLib);
    }
}

void ReportResult(TCSTScanResult *pScanResult) {
    TCSTDetected *pCur = NULL;

    if (int i = 0; pScanResult != NULL && i < pScanResult->iNumDetected; i++) {
        ... ..
        if (pCur == NULL) {
            pCur = pScanResult->pDList;
        } else {
            pCur = pLast->pNext;
        }
        ReportInfection(pCur->pszName, pCur->pszVariant, pCur->pszFileName);
    }
}

int Scan(AppContext *context, const char *path) {
    int iRet = 0;
    TCSTScanResult SR = {0};

    iRet= TCSTScanFile(hLib,
        path, // absolute full path to file
        TCS_DTYPE_UNKNOWN, // scan engine to determine file type
        1, // decompression required
        TCS_SA_REPAIR, // repair
        &SR); // return result
    if (iRet == 0) {
        ReportResult(&SR);
        SR.pFreeResult(&SR);
    }
    return iRet;
}

int ThreadSafeScan(AppContext *context, const char *path) {
    int iRet = 0;

    pthread_mutex_lock(&context->lock);
    iRet = Scan(context, path);
    pthread_mutex_unlock(&context->lock);

    return iRet;
}
```

---

## Environment Variable Driven

Security vendors may allow caller to configure their environment by UNIX environment variable. For example, security vendor may need to configure the signature data base file path so that the content screening library can locate the signature data base when it gets created. Linux call `setenv()` can help caller to set this parameter to scan engine.

```
void CsInit(AppContext *context) {
    // set XM_HOME=${SDB file location}
    setenv("XM_HOME", "/usr/mcafee/xm_home");

    context->hLib = TCSLibraryOpen();
    if (context->hLib == INVALID_TCSLIB_HANDLE) {
        // report error
    }
}

void CsExit(AppContext *context) {
    if (context->hLib != INVALID_TCSLIB_HANDLE) {
        TCSLibraryClose(context->hLib);
    }
}
```

---

## Thread Safe Coding

To make sure your code is thread safe, we need to make a good use of Linux pthread library, it provides a lot of thread safe functions for us to make our program better in multi-tasking application framework.

```
pthread_mutex_lock
pthread_mutex_trylock
pthread_mutex_unlock
pthread_cond_wait
pthread_cond_signal
pthread_cond_broadcast
```

```
void PutHandle(AppContext *context, hLib) {
    pthread_mutex_lock(&context->lock);
    PutHandleToPool(context, hLib);
    pthread_cond_signal(&context->cond);
    pthread_mutex_unlock(&context->lock);
    return hLib;
}

TCSLIB_HANDLE GetHandle(AppContext *context) {
    pthread_mutex_lock(&context->lock);
    pthread_cond_wait(&context->cond, &context->lock);
    hLib = GetHandleFromPool(context);
    pthread_mutex_unlock(&count_mutex);

    return hLib;
}
```

---

## Error Code Demo

```
.
TCSLIB_HANDLE hLib;
TCSErrorCode ErrCode;
TCSScanResult ScanResult;
.
.
hLib = TCSLibraryOpen();
if (hLib == INVALID_TCSLIB_HANDLE)
{
    return( -1 );
}
.
.
if (TCSScanData(hLib, &ScanParam, &ScanResult) == 0)
{
.
.
    if (ScanResult.iNumDetected > 0)
    {
        // handle detections
    }
    ScanResult.pfFreeResult(&ScanResult);
}
.
.
TCSLibraryClose( hLib );
.
.
```

---

## Possible Use Cases

As for email client, the scan can happen after the email get received, and before it gets put into user's inbox folder. Caller can pass either the email body or attachment or both of them separately to content screening scan data API to check if they are infected or not.

As for browser, the browser actually can pass web page to scan for malware before the web page gets rendered.

As for installer, it can request scan before the application installed on the device. For example, if we download the applications from market to "/download/apps/", installer can scan the file downloaded in this folder before copying it to user visible place "/user/apps".

As for application launcher the scan usually happens at the launch of the application. If the device was used without installing the scan engine, there could be some malware existing on the device even after user update their ROM to content screening security engine enabled. In this case, launcher can capture the malware which installer does not cover.

As for messenger, we usually focus on scanning the attachment of MMS, since it could carry malware in it. If the attachment is temporarily saved in some folder we can use file scan to scan it before showing it to user or we can scan the data as a whole before we save it to temporary file.

Caller	Data to be Scanned	Data Type	After receiving	Before storing	Before rendering	Before invoking	Before connect
Email Client	URL, HTML, Phone Number, Email Body	Text, HTML, Phone Number, Email	optional	optional	recommended		
Browser	HTML, JavaScript, embedded text (USSD)	Text, HTML, JavaScript	optional	optional	recommended		optional
Installer	HTML5	HTML	optional	optional		recommended	
Application Launcher	HTML5	HTML				recommended	
Messenger	SMS/MMS	Text, HTML, Phone Number, URL	optional	optional		recommended	